



FUND INFORMATION

	NAV (m)	NAV/ SHARE	NAV CHANGE (%)		*PRICE	PRICE CHANGE (%)		PREMIUM/ (DISCOUNT) (%)	ISSUED SHARES
			WEEKLY	YTD		WEEKLY	YTD		
USD	1,717.82	8.52	5.45	8.54	-	4.72	-1.85	(19.19)	201,622,639
GBP	1,398.08	6.93	4.37	6.13	5.60	3.70	-3.95		

*Note: We now use the End-Of-Day Price for Price-change (%) calculation instead of using the average price between BID and ASK.

TOP 80 VALUATION

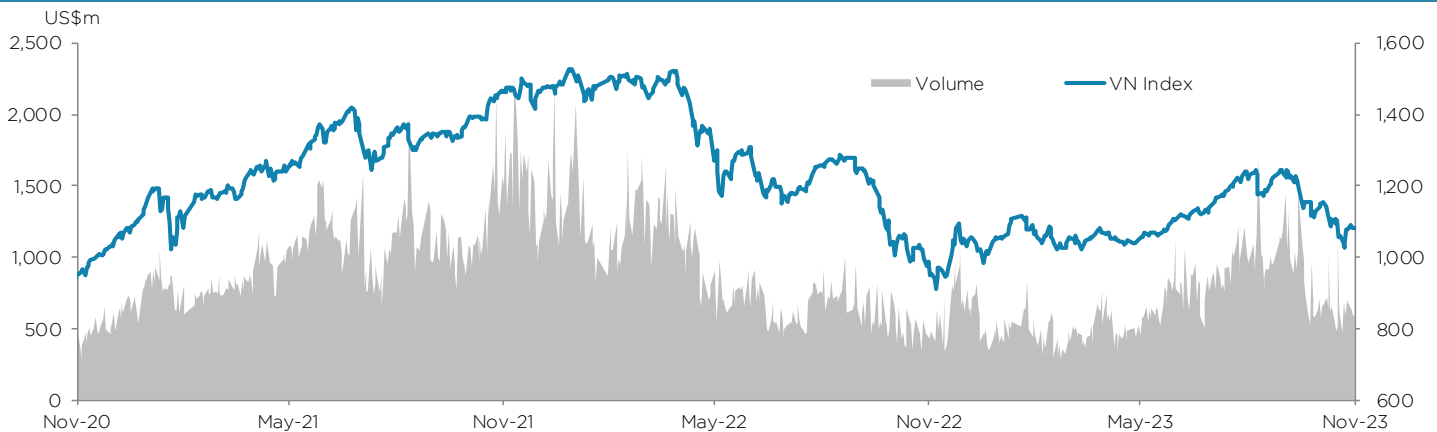
9 November 2023	2021	2022	2023E	2024F
P/E Ratio (x)	14.50	9.10	10.90	9.10
EPS Growth (%)	37.10	-1.40	-0.30	20.20
PEG Ratio (x)	0.40	0.00	0.00	0.50
Sales Growth (%)	22.00	12.30	3.00	11.20
EBIT Growth (%)	50.80	2.50	8.20	20.10
PBT Growth (%)	38.00	1.50	1.60	19.80
NPAT Growth (%)	41.90	0.00	1.40	20.20
Net DER (x)	0.30	0.30	0.20	0.20
Yield (%)	1.00	1.90	1.40	1.30

INDEX PERFORMANCE

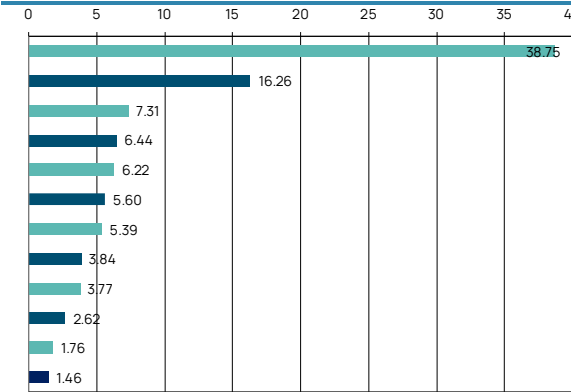
2 Nov 2023 - 9 Nov 2023	HOSE	HNX	VN30
Index (9 November 2023)	1,113.89	228.22	1,122.95
Weekly Change (USD - %)	4.69	5.69	4.63
YTD Change (USD - %)	8.92	9.81	10.50
Market Cap (USDbn)	184.00	12.60	131.20
Daily Average Volume (Shs m)	744.23	108.81	228.70
Daily Average Value (USDm)	662.83	79.54	263.78
No. of Stocks Up	264	146	21
No. of Stocks Down	112	99	9
No. of Stocks Unchanged	18	85	0
FX Rate (USD/VND)	24,350		
FX Rate YTD Change (%)	3.03		

VN INDEX INFORMATION

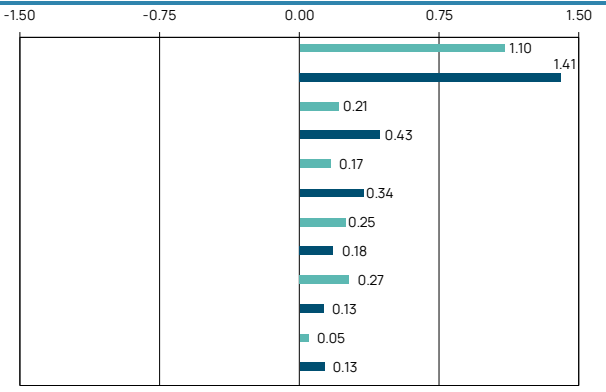
VNI ROLLING 3-YEAR PERFORMANCE



VNI SECTOR WEIGHTS (%)



VNI SECTOR RETURN CONTRIBUTION (%)



ENQUIRIES

Dragon Capital

veil@dragoncapital.com +84 28 3823 9355

This document has been prepared and is distributed by Dragon Capital Management (HK) Limited for the information of existing investors, and other eligible recipients. This update has been provided to you following your express request to be included in such distributions, and your confirmation of eligibility. If you wish to unsubscribe from future updates at any time, please email unsubscribe@dragoncapital.com.

This document does not constitute or form part of, and should not be construed as, an offer to sell or issue, or the solicitation of an offer to purchase, subscribe to or acquire, securities of any entity, or any vehicle to be incorporated in connection with any possible transaction, or an inducement to enter into investment activity in any country, or in any other jurisdiction in which such offer, solicitation, inducement or sale would be unlawful prior to registration, exemption from registration or qualification under the securities laws of such jurisdiction. No part of the document, nor the fact of its distribution, should form the basis of, or be relied on in connection with, any contract or commitment or investment decision whatsoever.

No disclosure, reference or other information included in this document shall be considered as offering or solicitation of any product or service. Nothing in this document shall be construed as investment advice or a recommendation to acquire or invest in any securities or other instrument or financial product. Any investment performance and market information provided in this presentation, including information about any particular companies, are provided for illustrative purposes only and are not investment recommendations. No person is promulgating or providing any financial or other advice to any person, and is not making and does not intend to make an offer or solicitation in relation to any product, whether referred to in this document or otherwise. Any person requiring investment advice should consult a suitably qualified professional adviser prior to taking any investment decision.

The information contained in this document is subject to updating, and the accuracy, certainty or completeness of such information is not guaranteed. No representation or warranty, express or implied, is made, and no liability whatsoever is accepted by any other person, in relation thereto.

This document must not be distributed or otherwise made available to third parties without the consent of Dragon Capital, and then only to such recipients who have confirmed that distribution of such information is in compliance with all securities laws and regulations which apply to them.

For UK investors in VEIL: According to an analysis performed on behalf of VEIL by KPMG, VEIL does not meet the definition of an "offshore fund" for the purposes of the Offshore Fund Regulations in the UK. On the basis of this analysis, the Offshore Fund Regulations do not apply to VEIL, and therefore the reporting fund status regime is not relevant to VEIL or its UK investors. Please contact us if you require the full analysis from KPMG.

PRICE PROVIDER

Jefferies

Michele White/ Trevor Hunt +44 207 898 7127

DRAGON CAPITAL MARKETS LIMITED

c/o 1501 Me Linh Point,
2 Ngo Duc Ke, District 1,
Ho Chi Minh City, Vietnam

T +84 28 3823 9355

F +84 28 3823 9366

www.veil-dragoncapital.com

INVESTMENT OBJECTIVE AND STRATEGY

VEIL's objective is to seek medium to long term capital appreciation of its assets. Investment criteria are attractive growth and value metrics, good corporate governance, and alignment with Vietnam's underlying growth drivers. VEIL maintains a broad universe, which includes companies operating and/or listed outside of Vietnam, and it looks to outperform the VN Index on a rolling three-year basis.

PERFORMANCE (All in USD)

YEARLY (%)	YTD	2022	2021	2020	2019	2018
VEIL	8.54	-35.71	47.10	22.78	3.05	-7.08
VN Index	8.92	-34.07	39.00	17.39	9.88	-9.45

ROLLING (%)

	1W	YTD	1YR	3YR	5YR
Share Price	4.72	-1.85	11.33	7.00	20.49
NAV	5.45	8.54	18.01	18.99	34.38
VN Index (HOSE)	4.69	8.92	17.44	16.59	26.62
MSCI EM Index	2.75	-0.01	6.21	-19.80	-2.04
VN30 Index	4.63	10.50	19.46	21.21	29.48

TOP 10

	TICKER	SECTOR	NAV(%)
1	VPBank	VPB Banks	10.25
2	Hoa Phat	HPG Materials/Resources	8.92
3	ACB	ACB Banks	7.96
4	Vietcombank	VCB Banks	7.44
5	FPT	FPT Software/Services	5.95
6	Mobile World	MWG Retail	5.08
7	PV Gas	GAS Energy	3.98
8	Vinhomes	VHM Real Estate	3.82
9	Khang Dien House	KDH Real Estate	3.28
10	Vinamilk	VNM F & B	3.01
Total			59.70

FUND INFORMATION

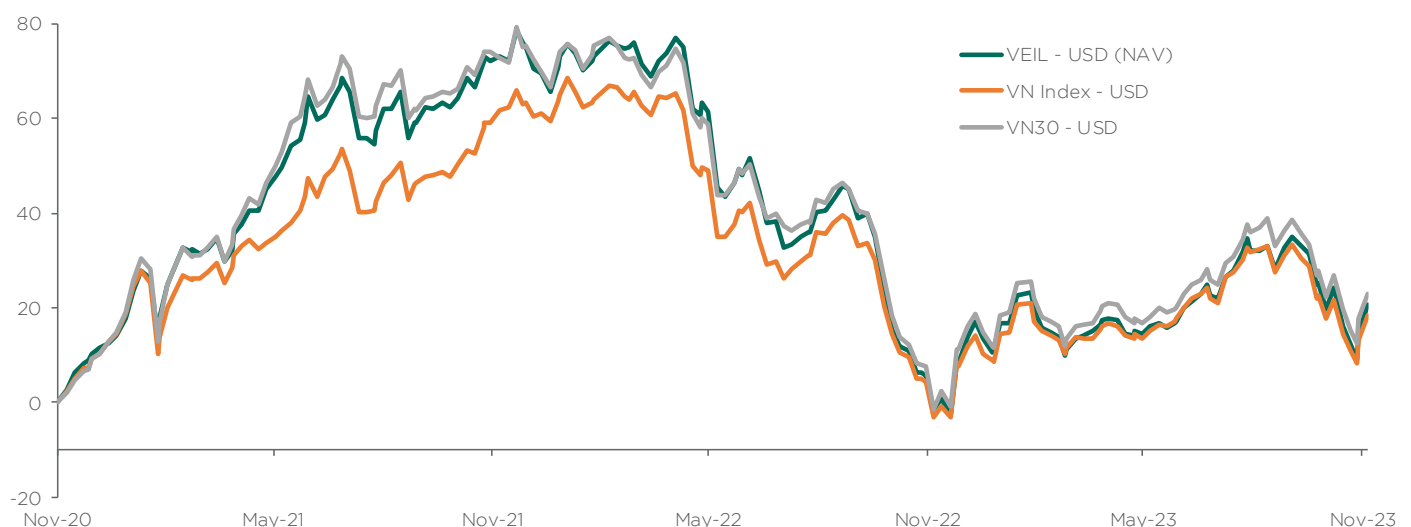
Structure	Cayman registered closed-end fund
Listed	London Stock Exchange
Inception Date	11 August 1995
Total Net Asset Value	US\$1,717.82m
NAV Frequency	Daily
Management Fee	With effect from 1 July 2021, the management fee will be amended to 1.85% per annum of Net Asset Value ("NAV") for the first US\$1.25 billion of the Company's NAV, reducing to 1.65% per annum for NAV between US\$1.25 billion and US\$1.5 billion and further reducing to 1.50% per annum for NAV above US\$1.5 billion.
Administrator & Custodian	Standard Chartered Bank
ISIN	KYG9361H1092
SEDOL	BD9X204
CUSIP	G9361H109
Bloomberg	VEIL LN
Reuters	LP60078461
Legal Entity Identifier (LEI)	213800SYT3T4AGEVW864

DEALING

Trading	Traded on the London Stock Exchange
Clearing	CREST
Settlement	Jefferies International Limited CREST Participant ID: 393 (UK Equity) BIC Code: JEFFGB2X
Quotation	Daily in Financial Times/LSE direct feed VEIL LN

Information specific to UK investors in VEIL: Based on analysis undertaken on behalf of the fund by KPMG, they state that they consider that VEIL does not meet the definition of an "offshore fund" for the purposes of the Offshore Fund Regulations in the UK. On the basis of the Offshore Fund Regulations do not apply to VEIL and therefore the reporting fund status regime is not relevant to the fund or its UK investors. Please contact a member of the Marketing/ Investor Relations if you require the full report from KPMG.

FUND PERFORMANCE



ENQUIRIES

Dragon Capital

veil@dragoncapital.com +84 28 3823 9355

This document has been prepared and is distributed by Dragon Capital Management (HK) Limited for the information of existing investors, and other eligible recipients. This update has been provided to you following your express request to be included in such distributions, and your confirmation of eligibility. If you wish to unsubscribe from future updates at any time, please email unsubscribe@dragoncapital.com.

This document does not constitute or form part of, and should not be construed as, an offer to sell or issue, or the solicitation of an offer to purchase, subscribe to or acquire, securities of any entity, or any vehicle to be incorporated in connection with any possible transaction, or an inducement to enter into investment activity in any country, or in any other jurisdiction in which such offer, solicitation, inducement or sale would be unlawful prior to registration, exemption from registration or qualification under the securities laws of such jurisdiction. No part of the document, nor the fact of its distribution, should form the basis of, or be relied on in connection with, any contract or commitment or investment decision whatsoever.

No disclosure, reference or other information included in this document shall be considered as offering or solicitation of any product or service. Nothing in this document shall be construed as investment advice or a recommendation to acquire or invest in any securities or other instrument or financial product. Any investment performance and market information provided in this presentation, including information about any particular companies, are provided for illustrative purposes only and are not investment recommendations.

No person is promulgating or providing any financial or other advice to any person, and is not making and does not intend to make an offer or solicitation in relation to any product, whether referred to in this document or otherwise. Any person requiring investment advice should consult a suitably qualified professional adviser prior to taking any investment decision.

The information contained in this document is subject to updating, and the accuracy, certainty or completeness of such information is not guaranteed. No representation or warranty, express or implied, is made, and no liability whatsoever is accepted by any other person, in relation thereto.

This document must not be distributed or otherwise made available to third parties without the consent of Dragon Capital, and then only to such recipients who have confirmed that distribution of such information is in compliance with all securities laws and regulations which apply to them.

For UK investors in VEIL: According to an analysis performed on behalf of VEIL by KPMG, VEIL does not meet the definition of an "offshore fund" for the purposes of the Offshore Fund Regulations in the UK. On the basis of this analysis, the Offshore Fund Regulations do not apply to VEIL, and therefore the reporting fund status regime is not relevant to VEIL or its UK investors. Please contact us if you require the full analysis from KPMG.

PRICE PROVIDER

Jefferies

Michele White/ Trevor Hunt +44 207 898 7127

DRAGON CAPITAL MARKETS LIMITED

c/o 1501 Me Linh Point,
2 Ngo Duc Ke, District 1,
Ho Chi Minh City, Vietnam

T +84 28 3823 9355
F +84 28 3823 9366
www.veil-dragoncapital.com